

**CCM** ALL  
OUT.



GOALIE  
CUSTOMIZER

22

# TABLE OF CONTENTS



## TOTAL CUSTOM AXIS 2

|                           |   |
|---------------------------|---|
| PADS OPTIONS.....         | 4 |
| CATCH GLOVE OPTIONS ..... | 5 |
| BLOCKER OPTIONS .....     | 5 |
| GRAPHIC OPTIONS .....     | 5 |

## TOTAL CUSTOM PRO AXIS 2

|                           |       |
|---------------------------|-------|
| PADS OPTIONS.....         | 12-15 |
| CATCH GLOVE OPTIONS ..... | 16    |
| BLOCKER OPTIONS .....     | 17    |

## TOTAL CUSTOM EFLEX 5

|                           |     |
|---------------------------|-----|
| PADS OPTIONS.....         | 6-9 |
| CATCH GLOVE OPTIONS ..... | 10  |
| BLOCKER OPTIONS .....     | 11  |



## AXIS2 EFLEX5

- Built from our standard construction with performance-focused design and features
- Multiple color options across Speedskin + select Emboss and Solid colors
- Key spec categories to help you play at your best
- Available in Senior & Intermediate
- Regular and Asymmetrical Graphic options


## AXIS2

- Pro-Spec design, including inner gusset NHL lacing on the pads, and Pro-spec options
- All color options available across SpeedSkin, Emboss and Solid materials
- Extensive spec categories, including Pro options to dial in your game
- Available in Senior-only, with added sizing options
- Regular and Asymmetrical Graphic options

### AXIS 2 REGULAR



### REGULAR GRAPHIC PRINT OPTIONS



**SYMMETRICAL - ZONE G - TT**  
COLOR BASE - TONE ON TONE PRINT

### AXIS 2 ASYMMETRICAL



REGULAR

FULL RIGHT



**SYMMETRICAL - ZONE G - CG**  
WHITE BASE - SELECT PRINT COLORS

# TOTAL CUSTOM AXIS 2



## TOE ARRANGEMENT OPTIONS



HD TOE BRIDGE WITH BUNGEE LACE

STOCK OPTION



HD TOE BRIDGE WITH SKATE LACE

## FLEX OPTIONS



PRE-CURVED SINGLE BREAK CORE NO BREAK OUTER

STOCK OPTION



PRE-CURVED SINGLE BREAK CORE SINGLE BREAK OUTER

## BOOT STRAP OPTIONS



NO STRAP

STOCK OPTION



UNDER HEEL ANGLE

## KNEE STRAP OPTIONS

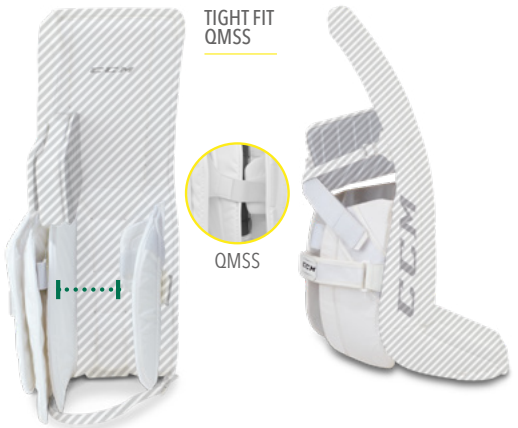


NO STRAP (2" ELASTIC ONLY)




BELOW KNEE FIXED SINGLE

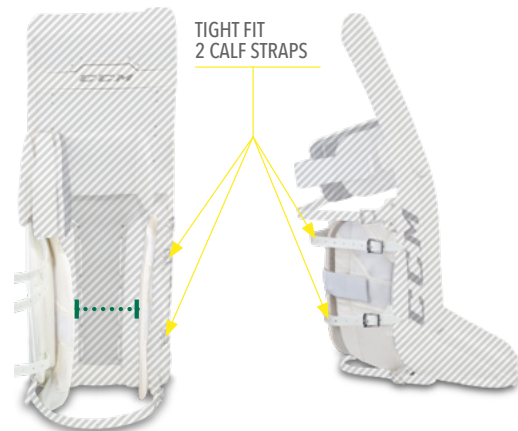
## INNER CHANNEL / LEG CHANNEL OPTIONS




TIGHT FIT QMSS



QMSS



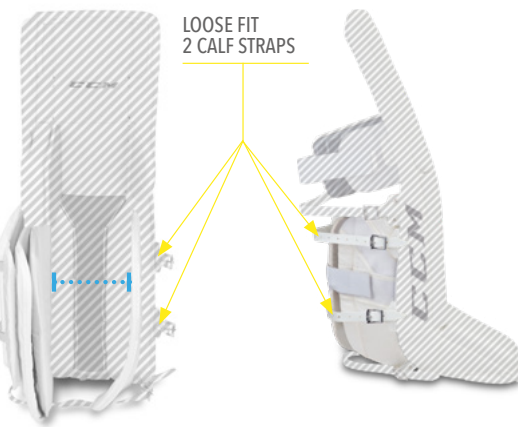
TIGHT FIT 2 CALF STRAPS



LOOSE FIT QMSS



QMSS



LOOSE FIT 2 CALF STRAPS



## CUFF / THUMB OPTIONS



591 ONE-PIECE

STOCK OPTION



590 ONE-PIECE



580 ONE-PIECE



600 ONE-PIECE

CCM  
TOTAL CUSTOM

25X2

## PALM MATERIAL



AX SUEDE BEIGE



AX SUEDE SUREGRIP GREY

STOCK OPTION

## "T" POCKET OPTIONS



SINGLE STRAIGHT TEE



DOUBLE STRAIGHT TEE

STOCK OPTION

## PALM MATERIAL OPTIONS



AX SUEDE BEIGE  
WITH BLACK PALM

STOCK OPTION



AX SUEDE BEIGE  
WITH SUREGRIP GREY PALM

## STOCK



## ASYMMETRICAL



REGULAR




FULL RIGHT

# TOTAL CUSTOM EFLEX 5

**CCM**  
TOTAL CUSTOM

## CORE OPTIONS


TWO INJECTION MOLDED INNER CORE DESIGNS ARE OFFERED TO PROVIDE FLEX OPTIONS FROM BELOW THE KNEE UP TO THE THIGH TO MAXIMIZE YOUR FIVE-HOLE COVERAGE BASED ON HOW WIDE OR NARROW YOUR BUTTERFLY IS.



### SINGLE BREAK CORE

THE SINGLE BREAK CORE IS DESIGNED TO BE A SOFTER PAD WITH ONE INTERNAL BREAK BELOW THE KNEE FOR FLEXIBILITY AND MOBILITY.

**STOCK OPTION**



### DOUBLE BREAK CORE

THE DOUBLE BREAK CORE IS DESIGNED WITH 2 INTERNAL BREAKS ABOVE AND BELOW THE KNEE TO FACILITATE 5 HOLE CLOSURE.

## FLEX OPTIONS

FLEX OPTIONS OPTIMIZE INTERNAL AND EXTERNAL FLEX POINTS THAT CAN PROVIDE MAXIMUM COVERAGE BASED ON THE WIDTH OF YOUR BUTTERFLY AND DESIRED FLEXIBILITY ABOVE THE KNEE.



PRE-CURVED  
SINGLE BREAK CORE  
NO BREAK OUTER



PRE-CURVED  
SINGLE BREAK CORE  
SINGLE BREAK OUTER

**STOCK OPTION**



PRE-CURVED  
DOUBLE BREAK CORE  
NO BREAK OUTER



PRE-CURVED  
DOUBLE BREAK CORE  
DOUBLE BREAK OUTER

## KNEE CRADLE OPTIONS

KNEE CRADLE OPTIONS ARE BASED ON THE TYPE OF KNEE PROTECTOR YOU WEAR AND HOW MUCH ROOM IS NEEDED TO TRANSITION FROM THE CENTER OF THE GOAL PAD INTO THE KNEE RAISER TO CREATE A SOLID SEAL TO THE ICE.



SOFT FOAM  
NO OUTER KNEE WRAP



SOFT SUPER TIGHT FIT



RECESSED FOAM  
NO WRAP



RECESSED FOAM  
WITH KNEE CRADLE WRAP\*

\* AVAILABLE AS REMOVABLE

**STOCK OPTION**

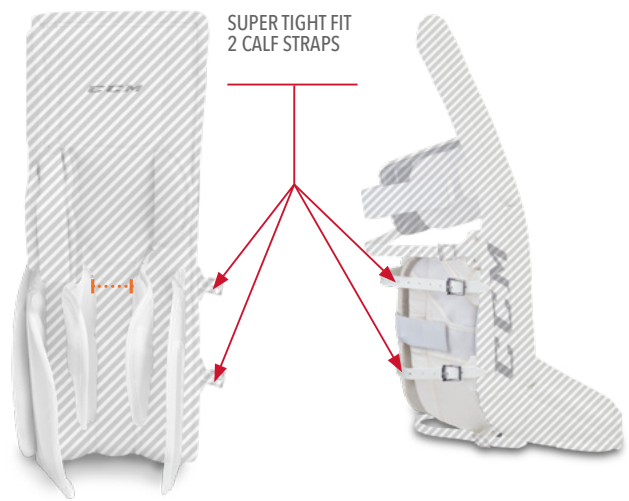


## INNER CHANNEL / LEG CHANNEL OPTIONS

THE LEG CHANNEL IS A PERSONAL PREFERENCE BASED ON WHETHER THE GOALIE WANTS A LOOSE OR TIGHT FIT. A TIGHT FIT LEG CHANNEL WORKS BEST WITH A SHALLOW ULTRA SOFT EPE CORE. IF A LOOSE FIT LEG CHANNEL IS DESIRED IT IS BEST TO SELECT A SHALLOW SOFT EPE CORE.



SUPER TIGHT FIT  
QMSS

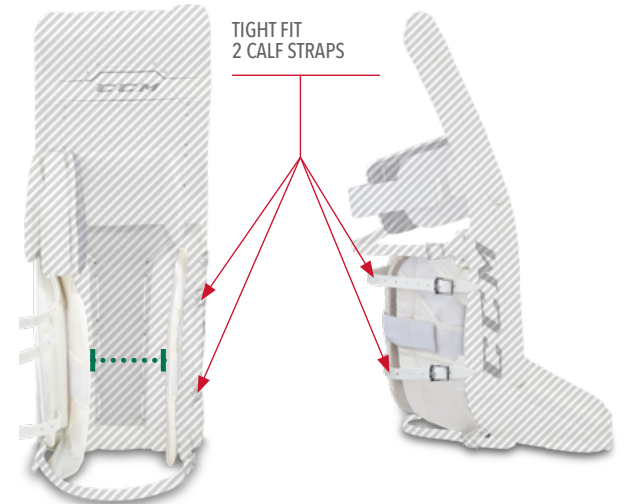



SUPER TIGHT FIT  
2 CALF STRAPS



TIGHT FIT  
QMSS

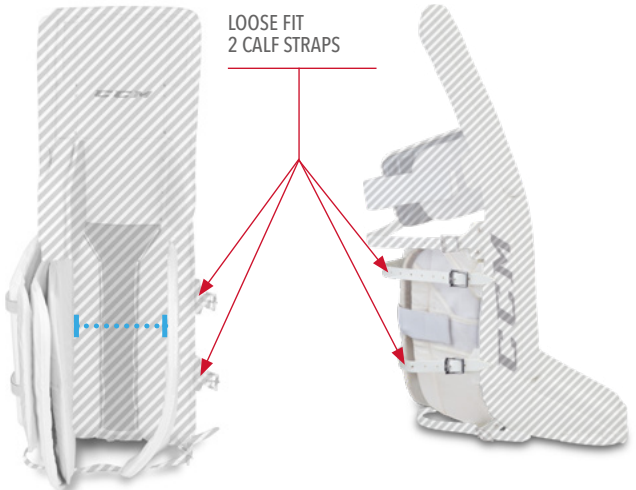
**STOCK OPTION**



TIGHT FIT  
2 CALF STRAPS



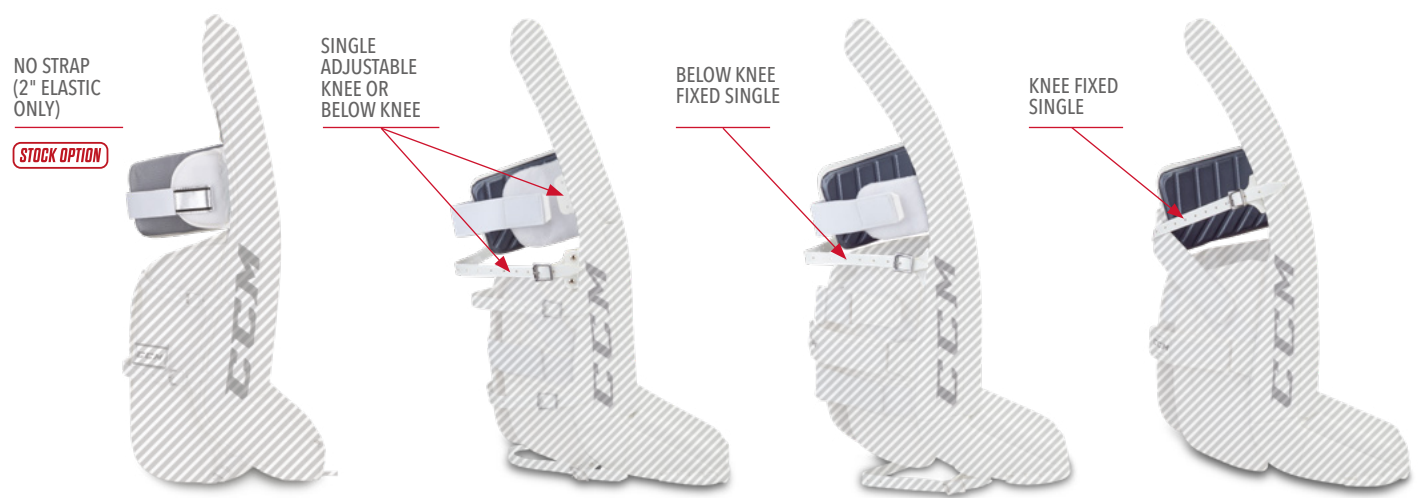
LOOSE FIT  
QMSS



LOOSE FIT  
2 CALF STRAPS

## KNEE STRAP OPTIONS

THE BEST LEG STRAP OPTION MATCHES THE FLEXIBILITY OF THE GOAL PAD FROM THE KNEE UP. A DOUBLE BREAK CORE WORKS WELL WITH STRAPS ABOVE THE KNEE. A STIFFER SINGLE BREAK CORE WORKS WELL WITH LEG STRAPS AT OR BELOW THE KNEE.



## FACE FOAM OPTIONS (REBOUND)



**CONTROL**  
REBOUND

DAMPENS REBOUNDS IN TIGHT, DIRECTS REBOUND OUT ON HARDER SHOTS

STOCK OPTION



**MAX** REBOUND

MAXIMIZED REBOUNDS OFF OF EVERY SHOT

## BOOT STRAP OPTIONS



NO STRAP

STOCK OPTION



BEHIND HEEL



UNDER HEEL



## CENTER LEG OPTIONS



NASH



NYLON

STOCK OPTION

## THIGH PROTECTOR ATTACHMENT




NO LACE TAB

STOCK OPTION



LACE TAB

## TOE ARRANGEMENT OPTIONS




HD TOE BRIDGE  
WITH BUNGEE LACE

STOCK OPTION



HD TOE BRIDGE  
WITH SKATE LACE



OFFSET HD TOE BRIDGE  
WITH BUNGEE LACE



OFFSET HD TOE BRIDGE  
WITH SKATE LACE

## BOOT CHANNEL OPTIONS



DEEP SOFT

STOCK OPTION



DEEP ULTRA SOFT

## PALM MATERIAL

SURE GRIP



BEIGE NASH



GREY NASH

STOCK OPTION



## WRIST OPTIONS

WEBBING STRAP

STOCK OPTION



LEATHER STRAP



## CUFF / THUMB OPTIONS



580 ANGLE



590 ANGLE



600 ANGLE

STOCK OPTION

## "T" POCKET OPTIONS

SINGLE  
STRAIGHT TEE  
(ALSO AVAILABLE IN +1)



SINGLE  
OFFSET TEE  
(590 ANGLE ONLY AND  
ALSO AVAILABLE IN +1)



DOUBLE  
STRAIGHT TEE

STOCK OPTION





## PALM MATERIAL OPTIONS



GREY NASH

STOCK OPTION



BEIGE NASH



SUREGRIP

## CUFF OPTIONS



ONE-PIECE CUFF



HALF PIECE CUFF

STOCK OPTION

## PALM POSITION OPTIONS



CENTERED POSITION

STOCK OPTION



OFFSET PALM HIGH POSITION

\* ONLY OFFERED ON ONE PIECE CUFF CONSTRUCTION

## BINDING OPTIONS




BINDINGLESS

STOCK OPTION



WITH BINDING

## HAND FIT OPTIONS



## FINGER PROTECTION OPTIONS



CURVED FINGER PROTECTION



STRAIGHT FINGER PROTECTION

STOCK OPTION

# TOTAL CUSTOM PRO AXIS 2 PADS



- Pro-Spec design, including inner gusset NHL lacing on the pads, and Pro-spec options
- All color options available across SpeedSkin, Emboss and Solid materials
- Extensive spec categories, including Pro options to dial in your game
- Available in Senior-only, with added sizing options
- Regular and Asymmetrical Graphic options



## REGULAR



## ASYMMETRICAL



## FLEX OPTIONS

FLEX OPTIONS OPTIMIZE INTERNAL AND EXTERNAL FLEX POINTS THAT CAN PROVIDE MAXIMUM COVERAGE BASED ON THE WIDTH OF YOUR BUTTERFLY AND DESIRED FLEXIBILITY ABOVE THE KNEE.



PRE-CURVED  
NO BREAK CORE  
NO BREAK OUTER

PRE-CURVED  
SINGLE BREAK CORE  
NO BREAK OUTER

STOCK OPTION

PRE-CURVED  
DOUBLE BREAK CORE  
NO BREAK OUTER



STRAIGHT  
SINGLE BREAK CORE  
SINGLE BREAK OUTER



PRE-CURVED  
SINGLE BREAK CORE  
SINGLE BREAK OUTER



STRAIGHT  
SINGLE BREAK CORE  
NO BREAK OUTER




## INNER CHANNEL / LEG CHANNEL OPTIONS

LEG CHANNEL OPTIONS PROVIDE GOALIES WITH THE ABILITY TO CUSTOMIZE THEIR FIT. A TIGHT FIT IS DESIGNED TO PROVIDE A SECURE FEEL OF THE PAD CENTERED ON THE LEG. GOALIES WITH LESS FLEXIBILITY PREFER A LOOSE FIT AND OPEN LEG CHANNEL, WHICH PROVIDE MORE ROOM FOR THE KNEE AND CALF TO POSITION CLOSER TO THE INSIDE EDGE.



TIGHT FIT  
QMSS




QMSS



LOOSE FIT  
QMSS


STOCK OPTION



QMSS



TIGHT FIT  
QMSS +  
LOWER STRAP



QMSS



LOWER STRAP



LOOSE FIT  
QMSS +  
LOWER STRAP



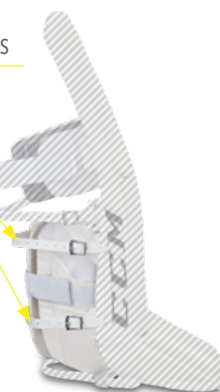
QMSS



LOWER STRAP



TIGHT FIT  
2 CALF STRAPS



LOOSE FIT  
2 CALF STRAPS



SUPER TIGHT FIT



## KNEE STRAP OPTIONS

THE BEST KNEE STRAP OPTION WILL ALLOW PROPER ROTATION OF THE KNEE IN THE KNEE CRADLE. THE SIZE OF KNEE PROTECTOR THAT THE GOALIE IS WEARING WILL DETERMINE WHETHER THE KNEE STRAP SHOULD BE AT THE KNEE OR BELOW THE KNEE FOR INCREASED RANGE OF MOTION.

NO STRAP  
(2" ELASTIC ONLY)

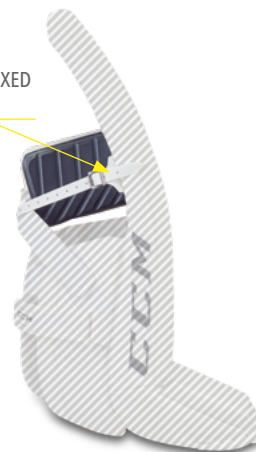
STOCK OPTION



BELOW KNEE  
FIXED SINGLE



KNEE FIXED  
SINGLE



## KNEE CRADLE

KNEE CRADLE OPTIONS ARE BASED ON THE TYPE OF KNEE PROTECTOR YOU WEAR AND HOW MUCH ROOM IS NEEDED TO TRANSITION FROM THE CENTER OF THE GOAL PAD INTO THE KNEE RAISER TO CREATE A SOLID SEAL TO THE ICE.



SOFT FOAM WITH KNEE WRAP



RECESSED FOAM NO WRAP



RECESSED FOAM WITH  
REMOVABLE KNEE WRAP

STOCK OPTION

## THIGH PROTECTOR TAB



NO LACE TAB


STOCK OPTION



LACE TAB

## KNEE LANDING

SUREGRIP



3D GRIP

STOCK OPTION



## TOE ARRANGEMENT OPTIONS



PU TOE BRIDGE WITH BUNGEE LACE  
HD TOE BRIDGE WITH BUNGEE LACE

STOCK OPTION



PU TOE BRIDGE WITH  
SKATE LACE



OFFSET PU TOE BRIDGE WITH  
BUNGEE LACE



OFFSET PU TOE BRIDGE WITH  
SKATE LACE

## LEG & BOOT CHANNEL OPTIONS



SHALLOW STIFF



SHALLOW SOFT

STOCK OPTION

## BOOT STRAP OPTIONS



NO STRAP

STOCK OPTION



BEHIND HEEL ANGLE



UNDER HEEL ANGLE



## PALM MATERIAL

AX SUEDE BEIGE



AX SUEDE  
SUREGRIP GREY

STOCK OPTION



## CUFF / THUMB OPTIONS



591 ONE-PIECE

STOCK OPTION



590 ONE-PIECE



580 ONE-PIECE



600 ONE-PIECE

## "T" POCKET OPTIONS

SINGLE  
STRAIGHT TEE



DOUBLE  
STRAIGHT TEE

STOCK OPTION



## PALM MATERIAL OPTIONS



AX SUEDE BEIGE  
WITH BLACK PALM

STOCK OPTION



AX SUEDE BEIGE  
WITH SUREGRIP GREY PALM

## FINGER PROTECTION OPTIONS



CURVED FINGER  
PROTECTION

STOCK OPTION



STRAIGHT FINGER  
PROTECTION

## HAND FIT OPTIONS



LOOSE

REGULAR

STOCK OPTION



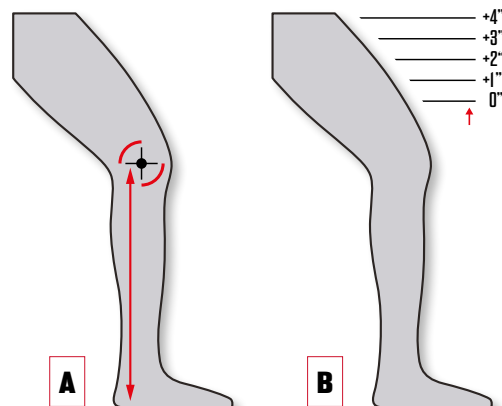
# GOALIE FIT GUIDE

## GOALIE LEG PAD

1. Measure the distance from the floor (bare foot) to the middle of the knee cap, straight up, knee slightly bent.
2. Take the height of the goalie.
3. Look at the chart and try size accordingly.
4. Thigh rise sizing are based off goalie's personal preference.

## JAMBIÈRE DE GARDIEN

1. Mesurez la distance entre le sol (pied nu) et le milieu du genou, droit, le genou légèrement penché.
2. Prenez le dessus du gardien de but.
3. Regardez le graphique et essayez la taille en conséquence.
4. La taille de la cuisse est basée sur la préférence personnelle du gardien de but.



| GOALIE'S HEIGHT (FT)                               |   | 3'10"    | 4'0"      | 4'2"      | 4'4"      | 4'8"      | 4'10"     | 5'0"      | 5'2"      | 5'4"      | 5'6"      | 5'7"      | 5'8"      | 5'9"      | 5'10"     | 5'11"     | 6'0"      | 6'1"      | 6'2"      | 6'3"      | 6'4"      | 6'5"      | 6'6"      | 6'7"      |       |       |       |
|--|---|----------|-----------|-----------|-----------|-----------|-----------|-----------|-----------|-----------|-----------|-----------|-----------|-----------|-----------|-----------|-----------|-----------|-----------|-----------|-----------|-----------|-----------|-----------|-------|-------|-------|
| GRANDEUR DU GARDIEN (M)                            |   | 1m17     | 1m22      | 1m27      | 1m32      | 1m42      | 1m47      | 1m52      | 1m57      | 1m63      | 1m68      | 1m70      | 1m73      | 1m75      | 1m78      | 1m80      | 1m83      | 1m85      | 1m88      | 1m91      | 1m93      | 1m96      | 1m98      | 2m00      |       |       |       |
| A  | FLOOR TO KNEE MEASUREMENT (IN)                  | 13" & -  | 13" 13.5" | 13.5" 14" | 14" 14.5" | 15" 15.5" | 15.5" 16" | 16" 16.5" | 16.5" 17" | 17" 17.5" | 17.5" 18" | 18" 18.5" | 18.5" 19" | 19" 19.5" | 19.5" 20" | 20" 20.5" | 20.5" 21" | 21" 21.5" | 21.5" 22" | 22" 22.5" | 22.5" 23" | 23" 23.5" | 23.5" 24" | 24" 24.5" |       |       |       |
|  | MESURE DU PLANCHER AU GENOU (CM)                | 33.0 & - | 33.0 34.3 | 34.3 35.6 | 35.6 36.8 | 38.1 39.4 | 39.4 40.6 | 40.6 41.9 | 41.9 43.2 | 43.2 44.5 | 44.5 45.7 | 45.7 47   | 47 48.3   | 48.3 49.5 | 49.5 50.8 | 50.8 52.1 | 52.1 53.3 | 53.3 54.6 | 54.6 55.9 | 55.9 57.2 | 57.2 58.4 | 58.4 59.7 | 59.7 61   | 61 62.2   |       |       |       |
| PAD SIZE / GRANDEUR (IN)                           |   | 20"      | 21"       | 22"       | 23"       | 24"       | 26"       | 28"       | 29"       | 30"       | 31"       | 31"       | 32"       | 32"       | 33"       | 33"       | 34"       | 34"       | 35"       | 35"       | 36"       | 36"       | 37"       | 37"       |       |       |       |
| B  | THIGH RISE MEASUREMENT ABOVE THE KNEE CAP (+IN) |          |           |           |           |           |           |           |           |           |           |           | 0"        | 9.5"      | 9.5"      | 10"       | 10"       | 10.5"     | 10.5"     | 11"       | 11"       | 11.5"     | 11.5"     | 12"       | 12"   | 12"   | 12"   |
|  |   |          |           |           |           |           |           |           |           |           |           |           | +0.5"     | 10"       | 10"       | 10.5"     | 10.5"     | 11"       | 11"       | 11.5"     | 11.5"     | 12"       | 12"       | 12.5"     | 12.5" | 13"   | 13"   |
|  |   |          |           |           |           |           |           |           |           |           |           |           | +1.0"     | 10.5"     | 10.5"     | 11"       | 11"       | 11.5"     | 11.5"     | 12"       | 12"       | 12.5"     | 12.5"     | 13"       | 13"   | 13.5" | 13.5" |
|  |   |          |           |           |           |           |           |           |           |           |           |           | +1.5"     | 11"       | 11"       | 11.5"     | 11.5"     | 12"       | 12"       | 12.5"     | 12.5"     | 13"       | 13"       | 13.5"     | 13.5" | 14"   | 14"   |
|  |   |          |           |           |           |           |           |           |           |           |           |           | +2.0"     | 11.5"     | 11.5"     | 12"       | 12"       | 12.5"     | 12.5"     | 13"       | 13"       | 13.5"     | 13.5"     | 14"       | 14"   | 14.5" | 14.5" |
|  |   |          |           |           |           |           |           |           |           |           |           |           | +2.5"     | 12"       | 12"       | 12.5"     | 12.5"     | 13"       | 13"       | 13.5"     | 13.5"     | 14"       | 14"       | 14.5"     | 14.5" | 15"   | 15"   |
|  |   |          |           |           |           |           |           |           |           |           |           |           | +3.0"     | 12.5"     | 12.5"     | 13"       | 13"       | 13.5"     | 13.5"     | 14"       | 14"       | 14.5"     | 14.5"     | 15"       | 15"   | 15.5" | 15.5" |
|  |   |          |           |           |           |           |           |           |           |           |           |           | +3.5"     | 13"       | 13"       | 13.5"     | 13.5"     | 14"       | 14"       | 14.5"     | 14.5"     | 15"       | 15"       | 15.5"     | 15.5" | 16"   | 16"   |
| MESURE DE LA JAMBIÈRE AU DESSUS DE LA ROTULE (+IN) |   |          |           |           |           |           |           |           |           |           |           |           |           | 14"       | 14.5"     | 14.5"     | 15"       | 15"       | 15.5"     | 15.5"     | 16"       | 16"       | 16"       | 16"       |       |       |       |

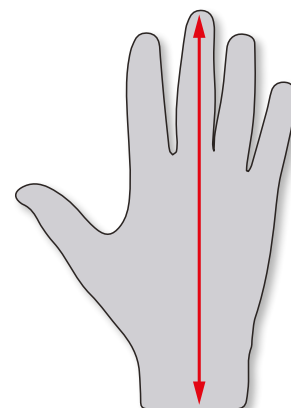
## GOALIE CATCHER

Measure the distance from the middle finger tip to the bottom of your palm.

## MITAINE DE GARDIEN

Mesurez la distance entre le bout du Majeur et le bas de la paume.

|                        | SENIOR    | INTERMEDIATE | JUNIOR     | YOUTH      |
|------------------------|-----------|--------------|------------|------------|
| HAND SIZE (IN)         | 7 - 8.5"  | 6 - 7"       | 5.5 - 6.5" | 4.5 - 5.5" |
| MESURE DE LA MAIN (CM) | 18 - 21.5 | 15 - 18      | 14 - 16.5  | 11.5 - 14  |
| HAND SIZE (IN)         | 7.5 - 8"  | 7 - 7.5"     |            |            |
| MESURE DE LA MAIN (CM) | 19 - 20.5 | 18 - 19      |            |            |
|                        | REG       | INT          |            |            |



## GOALIE BLOCKER

Measure the distance from the middle finger tip to the bottom of your palm.

## BLOQUEUR DE GARDIEN

Mesurez la distance entre le bout du Majeur et le bas de la paume.

|                        | SENIOR      | INTERMEDIATE | JUNIOR     | YOUTH      |
|------------------------|-------------|--------------|------------|------------|
| HAND SIZE (IN)         | 7 - 8.5"    | 6 - 7"       | 5.5 - 6.5" | 4.5 - 5.5" |
| MESURE DE LA MAIN (CM) | 18 - 21.5   | 15 - 18      | 14 - 16.5  | 11.5 - 14  |
| HAND SIZE (IN)         | 8 - 8.5"    | 7.5 - 8"     | 7 - 7.5"   |            |
| MESURE DE LA MAIN (CM) | 20.5 - 21.5 | 19 - 20.5    | 18 - 19    |            |
|                        | XL          | REG          | INT        |            |

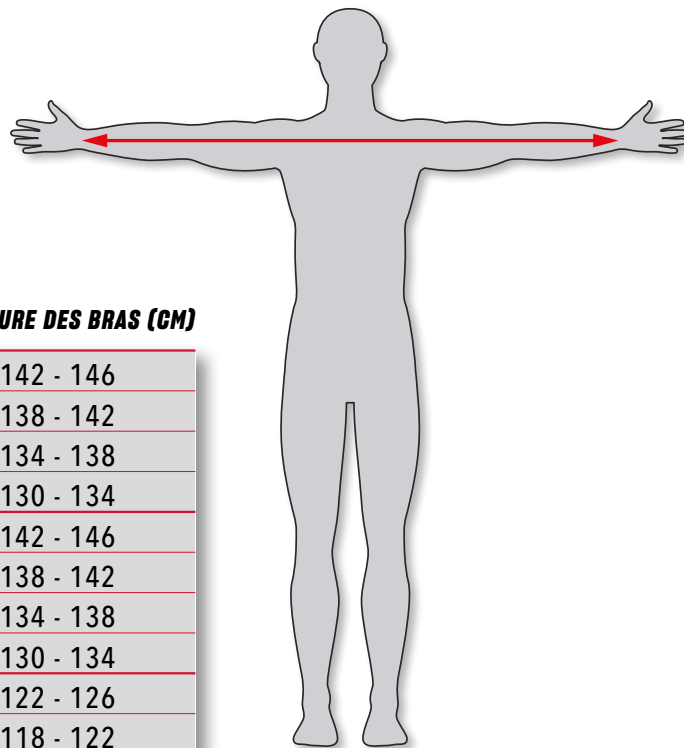


**GOALIE ARM & BODY**

Measure the distance from wrist to wrist.

**PLASTRON DE GARDIEN**

Mesurez la distance de poignet à poignet.



|                     |               | ARM SPAN (IN) | ENVERGURE DES BRAS (CM) |
|---------------------|---------------|---------------|-------------------------|
| <b>PRO</b>          | <b>XLARGE</b> | 56 - 57.5"    | 142 - 146               |
|                     | <b>LARGE</b>  | 54.5 - 56"    | 138 - 142               |
|                     | <b>MEDIUM</b> | 53 - 54.5"    | 134 - 138               |
|                     | <b>SMALL</b>  | 51.5 - 53"    | 130 - 134               |
| <b>SENIOR</b>       | <b>XL</b>     | 56 - 57.5"    | 142 - 146               |
|                     | <b>L</b>      | 54.5 - 56"    | 138 - 142               |
|                     | <b>M</b>      | 53 - 54.5"    | 134 - 138               |
|                     | <b>S</b>      | 51.5 - 53"    | 130 - 134               |
| <b>INTERMEDIATE</b> | <b>L</b>      | 48.5 - 50"    | 122 - 126               |
|                     | <b>M</b>      | 47 - 48.5"    | 118 - 122               |
|                     | <b>S</b>      | 45.5 - 47"    | 114 - 118               |
| <b>JUNIOR</b>       | <b>L/XL</b>   | 40.5 - 42"    | 102 - 106               |
|                     | <b>S/M</b>    | 39 - 40.5"    | 98 - 102                |
| <b>YOUTH</b>        | <b>OSFA</b>   | 37.5"         | 95.25                   |
|                     | <b>L/XL</b>   | 37.5"         | 95.25                   |
|                     | <b>S/M</b>    | 36"           | 91.44                   |

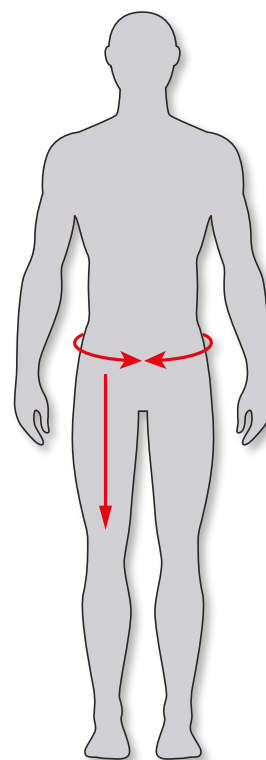
**GOALIE PANT**

Measure the waist circumference along with the distance from your waist to the knee

**PANTALON DE GARDIEN**

Mesurez la circonférence de votre taille ainsi que la distance entre votre hanche et votre genou.

|                     | SIZE          | WAIST (IN) | TAILLE (CM) | HIP TO KNEE (IN) | HANCHE À GENOU (CM) |
|---------------------|---------------|------------|-------------|------------------|---------------------|
| <b>SENIOR</b>       | <b>XLARGE</b> | 38 - 42"   | 97 - 107    | 16.5 - 17.5"     | 42 - 44             |
|                     | <b>LARGE</b>  | 34 - 38"   | 86 - 97     | 16 - 17"         | 40 - 43             |
|                     | <b>MEDIUM</b> | 32 - 36"   | 81 - 92     | 15.5 - 16.5"     | 39 - 41             |
|                     | <b>SMALL</b>  | 28 - 32"   | 71 - 81     | 15 - 16"         | 38 - 40             |
| <b>INTERMEDIATE</b> | <b>L</b>      | 29 - 31"   | 74 - 79     | 15 - 16"         | 38 - 40             |
|                     | <b>M</b>      | 28 - 30"   | 71 - 76     | 14.5 - 15.5"     | 37 - 39             |
|                     | <b>S</b>      | 27 - 29"   | 69 - 74     | 14 - 15"         | 36 - 38             |
| <b>JUNIOR</b>       | <b>OSFA</b>   | 24 - 27"   | 61 - 69     | 14 - 15"         | 36 - 38             |
|                     | <b>L/XL</b>   | 23 - 25"   | 59 - 64     | 13.5 - 14.5"     | 35 - 37             |
|                     | <b>S/M</b>    | 22 - 24"   | 56 - 61     | 13 - 14"         | 34 - 36             |
| <b>YOUTH</b>        | <b>OSFA</b>   | 20 - 22"   | 51 - 56     | 13"              | 34                  |



W

73.5673°

X

N

45.5017°

AT CCM, HOCKEY IS IN OUR BLOOD.

WE HAVE BEEN LACING OUR SKATES FOR 120 YEARS, AND YOU CAN STILL FIND US ON THE ICE ALMOST EVERY MORNING BEFORE WORK.

WE LIVE HOCKEY, SPIT CHICKLETS, AND GROW OUR BEARDS WITH PRIDE FOR EVERY PLAYOFF RUN. OUR MISSION IS TO PUT THE PUCK IN THE BACK OF THE NET. TO UNLOCK THE FULL POTENTIAL OF EVERY CCM ATHLETE FROM POND TO FORUM BY DELIVERING INNOVATION TO MAXIMIZE PERFORMANCE, AND IGNITE IN THEM THE SELF-CONFIDENCE TO CHASE THEIR DREAM.

CULTURALLY WE VALUE TEAMWORK, GRINDING, PINCHING AND PLAYING LIKE THERE'S A "C" ON EVERYBODY'S CHEST AT CCM.

WE'RE A STRONG, UNITED TEAM. WE BELIEVE THAT A TEAM THAT WORKS TOGETHER WILL ALWAYS BEAT A TEAM OF HIGHLY SKILLED INDIVIDUAL PLAYERS. WE'RE WILLING TO DO THE HARD, DIRTY WORK AND MAKE SACRIFICES FOR OUR TEAMMATES; LIKE BLOCKING A SHOT OR TAKING A BIG HIT TO MAKE A PLAY. EVERY TIME WE JUMP OVER THE BOARDS, WE LOOK TO SET OUR TEAMMATES UP FOR SUCCESS. WE KNOW THAT AN ASSIST IS EQUALLY AS IMPORTANT AS A GOAL.

WE PLAY FOR THE CREST ON THE FRONT OF OUR JERSEY AND NOT THE NAME ON THE BACK. IT'S ABOUT WINNING AS A TEAM, NOT PERSONAL GLORY.

WE SWEAT, BREATHE AND BLEED CCM RED EVERY DAY.



---

## HEAD OFFICE LOCATIONS

### NORTH AMERICA

CCM HOCKEY  
3400, RAYMOND-LASNIER,  
MONTREAL, QUEBEC H4R 3L3  
CANADA  
TEL.: (800) 636-5895  
FAX: (800) 636-5751

### EUROPE

CCM HOCKEY AB  
GÅRDSVÄGEN 13  
SE 16970 SOLNA  
SWEDEN  
TEL.: + 46 (0) 8 522 352 00  
FAX: + 46 (0) 8 522 352 10

CCM® IS A REGISTERED TRADEMARK OF SPORT MASKA INC. AND IS USED UNDER LICENCE BY CCM HOCKEY U.S., INC. & CCM HOCKEY AB.

NHL AND THE NHL SHIELD ARE REGISTERED TRADEMARKS OF THE NATIONAL HOCKEY LEAGUE. ALL NHL LOGOS AND MARKS AND TEAM LOGOS AND MARKS DEPICTED HEREIN ARE THE PROPERTY OF THE NHL AND THE RESPECTIVE TEAMS AND MAY NOT BE REPRODUCED WITHOUT THE PRIOR WRITTEN CONSENT OF NHL ENTERPRISES, L.P. © NHL 2022. ALL RIGHTS RESERVED. © PHOTOS: GETTY IMAGES.

This catalog may refer to the following trademarks which are owned by the companies whose names appear after the trademark: D3O® - Design Blue Limited, Sigmatex - Sigmatex (UK) Limited, Innegra Fiber - Innegra Technologies, LLC.

Warning : Hockey is a dangerous collision sport. We recommend that protective equipment and a certified helmet be worn at all times.

SPORT MASKA INC. reserves the right to change all product specifications and/or custom programs. While the information shown in this publication was correct at the time of printing, we reserve the right to discontinue the sale of product or change specifications or designs without notice or obligation. Copyright © Sport Maska Inc. 2022. All Rights Reserved. Printed in Canada.





# TOTAL CUSTOM EFLEX 5

**CCM**  
TOTAL CUSTOM

## TOE ARRANGEMENT OPTIONS



HD TOE BRIDGE WITH BUNGEE LACE

STOCK OPTION



PU TOE BRIDGE WITH SKATE LACE

## FACE FOAM OPTIONS (REBOUND)



STOCK OPTION

**CONTROL**  
REBOUND

DAMPENS REBOUNDS IN TIGHT, DIRECTS REBOUND OUT ON HARDER SHOTS



**MAX REBOUND**  
TECHNOLOGY

MAXIMIZED REBOUNDS OFF OF EVERY SHOT

## BOOT STRAP OPTIONS



NO STRAP

STOCK OPTION



UNDER HEEL

## KNEE STRAP OPTIONS



NO STRAP  
(2" ELASTIC ONLY)

STOCK OPTION



BELOW KNEE  
FIXED SINGLE

## INNER CHANNEL / LEG CHANNEL OPTIONS



TIGHT FIT  
QMSS

STOCK OPTION



QMSS



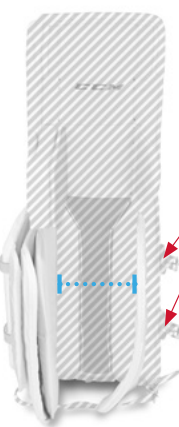
TIGHT FIT  
2 CALF STRAPS



LOOSE FIT  
QMSS



QMSS



LOOSE FIT  
2 CALF STRAPS

## FLEX OPTIONS



PRE-CURVED  
SINGLE BREAK CORE  
NO BREAK OUTER




PRE-CURVED  
SINGLE BREAK CORE  
SINGLE BREAK OUTER

STOCK OPTION



PRE-CURVED  
DOUBLE BREAK CORE  
NO BREAK OUTER

## PALM MATERIAL



SURE GRIP



STOCK OPTION

GREY NASH



BEIGE NASH

## "T" POCKET OPTIONS



SINGLE  
STRAIGHT TEE



DOUBLE  
STRAIGHT TEE

STOCK OPTION

## CUFF / THUMB OPTIONS



580 ANGLE



600 ANGLE

STOCK OPTION



590 ANGLE

## PALM MATERIAL OPTIONS



STOCK OPTION

GREY NASH



SUREGRIP



BEIGE NASH

# TOTAL CUSTOM PRO AXIS 2 PADS

